


# SM63TEN-B(WH)

## Strategy Series® Surface Mount Loudspeaker System



### Features

- Compact, 2-way loudspeaker systems for exceptional performance in music and sound reinforcement systems
- Weather-resistant construction for year-round indoor or outdoor use
- UV-resistant PC/ABS injection molded enclosure, powder coated aluminum grilles and all brass hardware inserts
- Conforms to 100HR salt spray test per ASTM B117
- EN54-24 Certified
- Color matched heavy-duty zinc plated and powder coated “C” bracket (included)
- Highly efficient 6 1/2" (165mm) water resistant, composite cone woofer
- 20mm FerroFluid™ cooled dome tweeter
- AtlasIED POLYGUARD™ high frequency circuit diverts damaging transient signals to protect the tweeter
- All 1/4"-20 hardware inserts allow easy integration of “off-the-shelf” security hardware
- Screwdriver adjustable 32-Watt 70.7V/100V Transformer for distributed sound applications. (Includes transformer bypass setting for direct coupled 8Ω operation)
- OMNIMOUNT™ 10 Series compatible
- Available in Black (RAL-9011) or White (RAL-9014)
- 5-year warranty

### Applications

- Indoor / Outdoor
- Retail
- Restaurants
- Corporation
- House of Worship

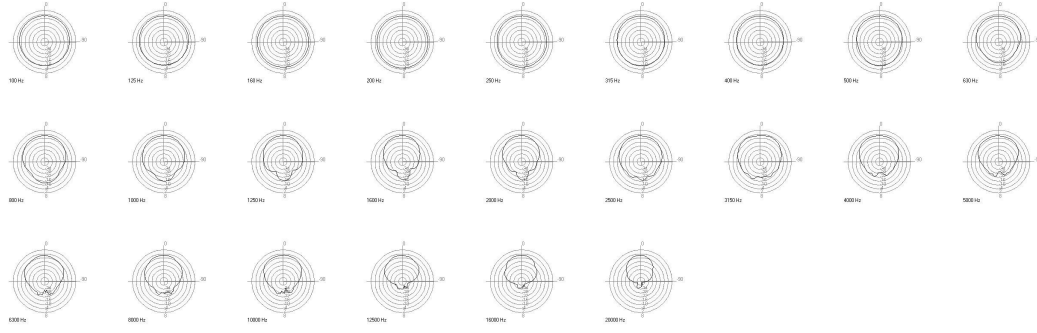
### General Description

Environment-resistant EN54-24 certified SM Series loudspeaker systems offer quality sound reproduction and contemporary styling in a compact enclosure. System components consist of a highly efficient woofer section and ferrofluid cooled, polymer reinforced linen composite dome high frequency device. This design provides smooth, even sound coverage (120° conical). The high frequency section is symmetrical, for equal coverage in both vertical and horizontal cabinet mounting positions. High frequency component protection is provided by the AtlasIED PolyGuard™ protection circuit. The SM63TEN includes an internally mounted 32-Watt 70.7V/100V line matching transformer with screwdriver adjustable tap selection for use in distributed sound applications. The tap selection switch also includes a transformer bypass setting for direct coupled 8Ω operation.

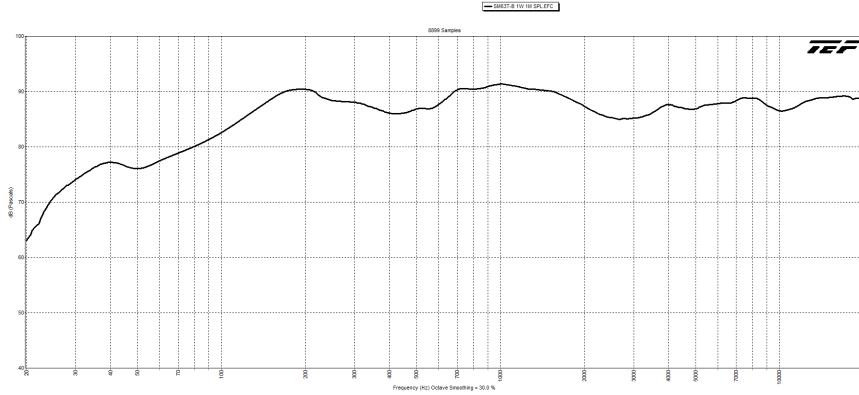
System	
Type	Two-Way, Full Range, Surface Mount Loudspeaker
Operation Mode	Non-Powered Passive
Operating Range (-10dB)	90Hz - 18.5kHz
Frequency Response (+/-3dB)	104Hz - 20kHz
Vertical Coverage	120° 500Hz - 6kHz (Conical)
Horizontal Coverage	120° 500Hz - 6kHz (Conical)
Max Input Ratings (8Ω)	75W Continuous, 150W Program 24.5V RMS, 34.7V Peak
Transformer Taps - 70.7V	32W (156Ω), 16W (313Ω), 8W (625Ω), 4W (1,250Ω) and Low Impedance (8Ω)
Transformer Taps - 100V	32W (313Ω) RNP, 16W (650Ω), 8W (1,250Ω) and Low Impedance (8Ω)
Directivity Factor (Q)	13.46 @ 2kHz
Directivity Factor (D)	11.30 @ 2kHz
Input Sensitivity @ 1W/1m	88.5dB
Input Sensitivity @ 1W/4m EN54-24	72dB
Max SPL @ 1m (Passive)	121dB Continuous / 127dB (Peak 8 Ohms)
Max SPL @ 4m EN54-24 passive - 100V/32W)	85.9dB (+/-3dB)
Transducers	
LF Transducer Qty and Size	1 x 165mm
LF Voice Coil Size	25mm
HF Transducer Qty and Size	1 x 20mm
Maximum Output	127dB SPL (Peak 8Ω)
Nominal Impedance	8Ω
Minimum Impedance	7.6Ω @ 330 Hz
Crossover Frequency	2.7kHz
Driver Protection	AtlasIED Polyguard™
Enclosure	
Color	Available in Black (RAL9011) or White (RAL9014)
Enclosure Material	UV-Resistant Polycarbonate/acrylonitrile butadiene styrene
Grille Material	Powder Coated Aluminum
Baffle Material	UV-Resistant Polycarbonate/acrylonitrile butadiene styrene
Mount Material	Heavy Duty Zinc Plated and Powder Coated
Input Connection	2-Pole Barrier Strip with Weather-Resistant Cover
Controls	Rear Mounted Wattage, Low Impedance Selector Switch
Mounting/Rigging Provisions	Weather-Resistant Steel "U" Brackets Included
Ingress Protection	IP33C
Environmental Testing	Salt Fog: MIL-STD-810G, Humidity: MIL-STD-810G, High and Low Temperature: -20°C and 50°C
Logo	Blue (Removable and Rotatable)
Product Dimensions (HxWxD)	7.24" x 10.27" x 6.68" (184mm x 261mm x 170mm)
Shipping Dimensions (HxWxD)	20.50" x 18.25" x 16.50" (521mm x 464mm x 419mm) (Packaged in Pairs)
Net Weight	8.5 lbs (3.8 kg)
Shipping Weight	36.4 lbs (16.5 kg)
Warranty Coverage	
Warranty Period	5 Years

NOTES:

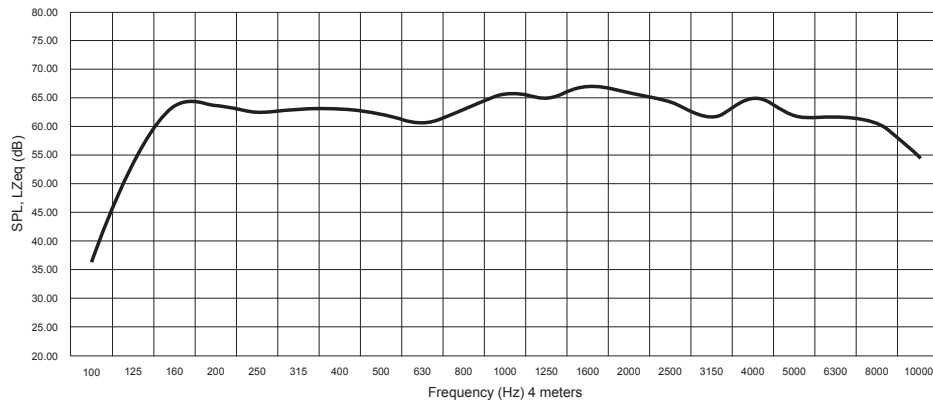
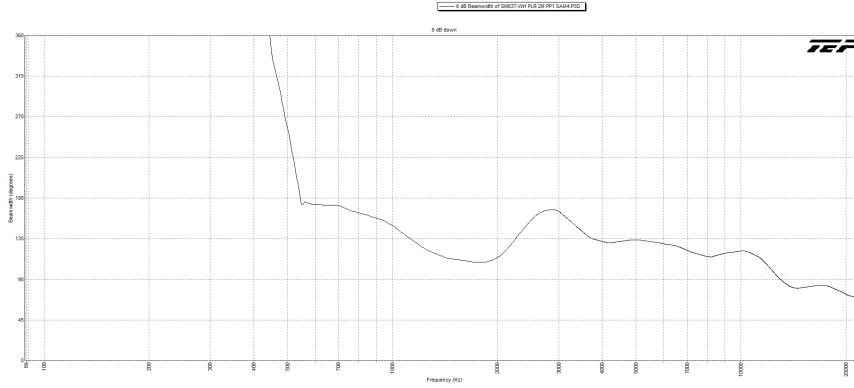
1. Sensitivity: Half space, 1 meter, 2.83V RMS.
2. Power: All power figures are calculated using the rated nominal impedance.
3. Frequency response and sensitivity are half space measurements.
4. Recommended power amplification is 1.5x program power.
5. RNP - Rated Noise Power



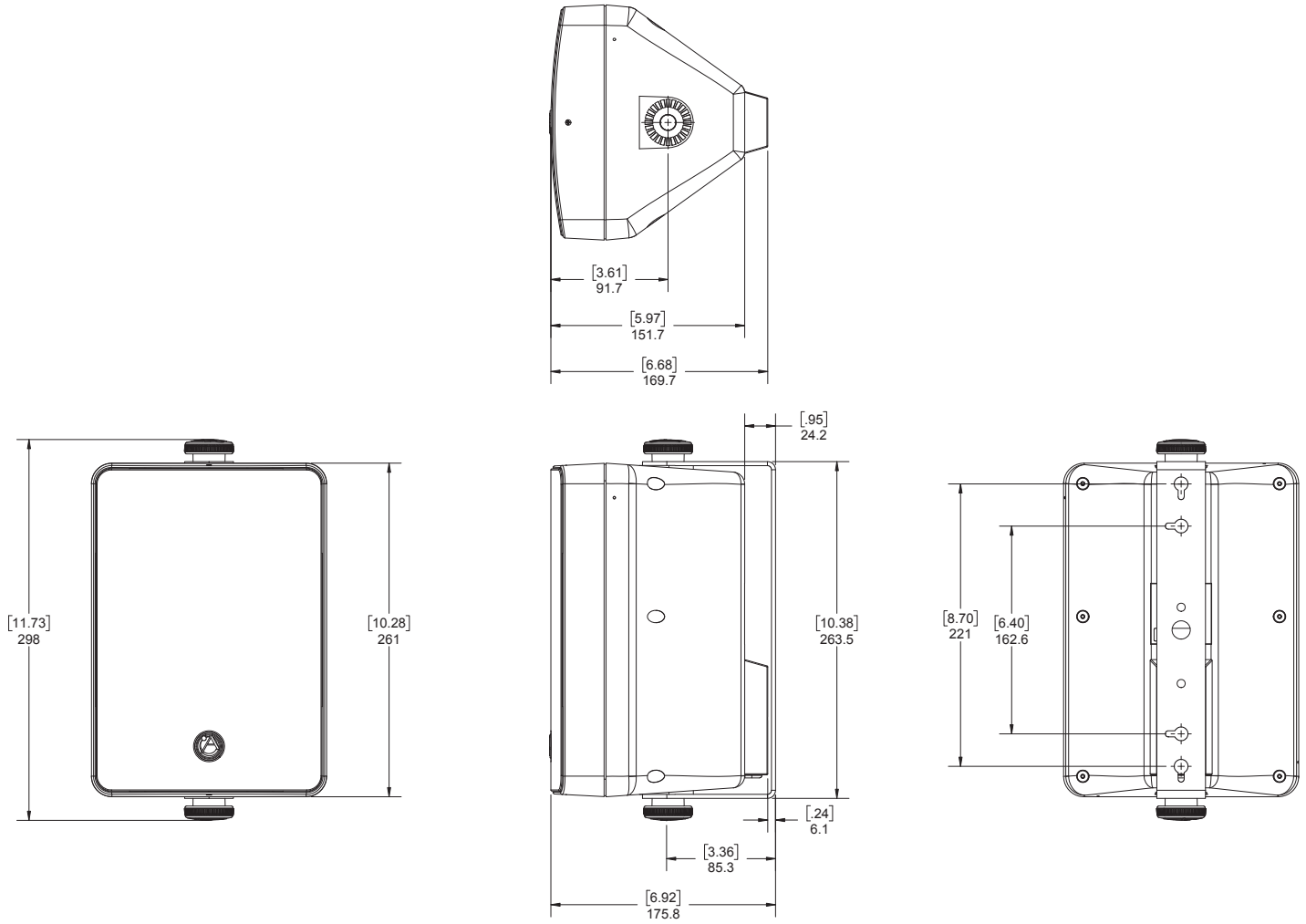
SM03T-B 1W 1M SPL  
5/10/2018 8:15:35 AM  
2.83V 1M ANECHOIC



6 dB down  
2/6/2018 3:25:43 PM  
2M 1W POLAR ANECHOIC



## Dimensional Drawings



## Architect & Engineer Specifications

The indoor/outdoor loudspeaker system shall be AtlasIED Model SM63TEN- (B or WH) or approved equal. Assemblies shall consist of 2-way, woofer and tweeter, within environment-resistant housings. Enclosure shall be constructed of paintable UV-resistant, PC/ABS injection molded plastic finished in black (SM63TEN-B) or white (SM63TEN-WH).

Each unit shall include a stamped, powder coated, aluminum grille and removable C-shaped mounting bracket. All hardware inserts shall be brass and threaded 1/4"-20. The 75 Watt RMS system shall have a 6-1/2" (165mm) woofer, constructed of water resistant, composite cone woofer and a 20mm ferrofluid cooled tweeter. The dividing network crossover frequency shall be 2.7kHz. The dividing network shall include protection circuits for the high-frequency component. Each unit shall include an internally mounted 32 Watt 70.7V/100V line matching transformer for use in distributed sound applications wattage taps shall be screwdriver selectable via a sealed switch located near the input section. Wattage taps shall be 4W, 8W, 16W, and 32W @ 70.7V plus transformer bypass setting for direct coupled 8 $\Omega$  operation. The loudspeaker system shall meet the following performance criteria: Power handling: 75 Watts RMS; Frequency response: 118Hz – 20kHz ( $\pm$ 3dB); Pressure sensitivity: 88dB SPL at one Watt, 100Hz – 10kHz measured at a distance of one meter on axis. Input connectors shall include a two-pole barrier strip capable of accepting up to two #16AWG cables. A tongue-in-groove cover with rubber wire exit grommet shall be provided to protect the input connectors from corrosion. The unit shall be 10.27" (261mm) high, 7.24" (184mm) wide, and 6.68" (170mm) deep. Weight Shall be 8.5lbs (3.9kg).