





Professional Solutions - Unrivalled Value

Fixed position mount for 13" to 37" displays. Makes a secure installation quick and easy, simply hang the display and turn the pre-assembled securing screw to lock in place. Low profile design places display only 0.75" from the wall.

 13"-37" / 33cm-94cm

 80 LB / 36 KG

Functional Specifications

Depth from wall: 0.75" (19mm)

Mounting Surfaces:

Wood stud, concrete & cinder block.
Metal Stud (requires accessory).

Max Mounting Pattern:

200mm (7.9") width
200mm (7.9") height

Load Capacity: 80 LB / 36 KG

Warranty: Limited lifetime

■ **Slim Design**

Slim design holds screen only 0.75" (19mm) from wall.

■ **Display Size**

Fits most 13" to 37" displays weighing up to 80lb (36kg).

■ **Easy Installation**

Pre-assembled securing screw makes installation fast and easy.

■ **Vesa Compatible**

Fits VESA hole patterns 75x75mm, 100x100mm, 200x100mm, 200x200mm.

■ **Included Hardware**

Pre-sorted hardware pack for easy component selection and installation (hardware for installation to wood studs or concrete surfaces included).

■ **Durable**

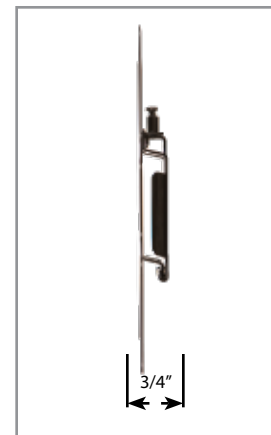
Durable high-grade cold rolled steel construction with scratch resistant epoxy powder coat finish.

Pre-Installed Securing Screw

Display simply hooks in place. Pre-assembled securing screw makes installation fast and easy.

VESA Design

Compatible with 75X75mm, 100X100mm, 200x100mm & 200x200mm.



Ultra Flat Design

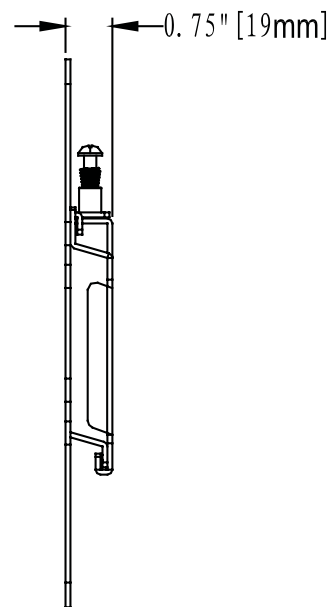
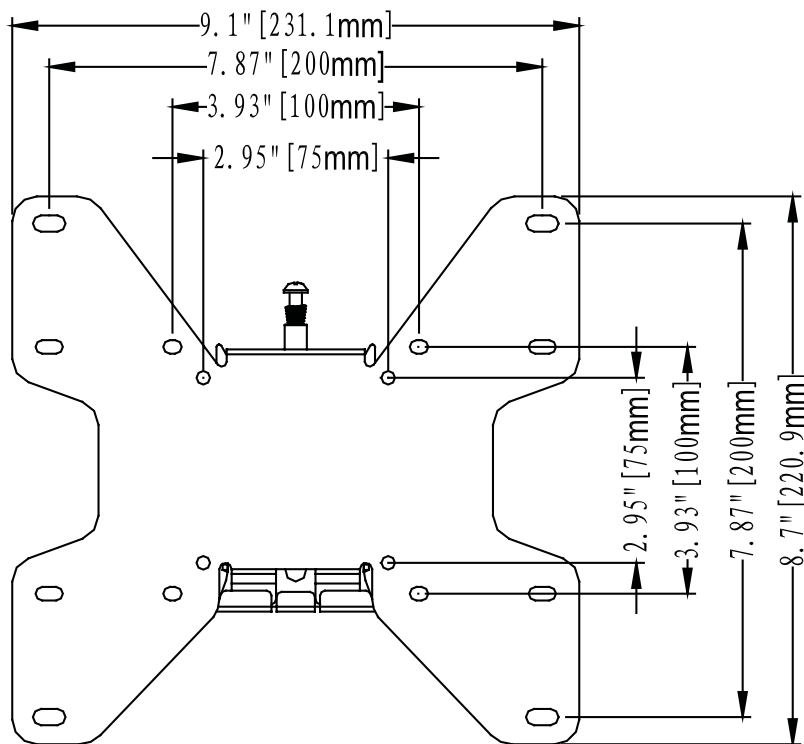
Holds display a near 3/4" (19mm) from wall.

3/4"



F37 Flat Panel Wall Mount

For 13" to 37" Displays



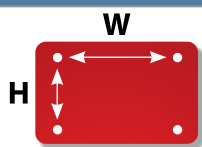
Product Specifications

PRODUCT WEIGHT	LOAD CAPACITY	COLORS	FINISH
1.3lb (0.6kg)	80lb (36kg)	Black	Scratch resistant powder coating

Package Specifications

PACKAGE SIZE (WxHxD)	SHIP WEIGHT	UPC CODE	PACKAGE CONTENTS
10.8" x 9.7" x 1.1" (285 x 245 x 29 mm)	2.1lb (1kg)	Limited lifetime	Mount, wall and display mounting hardware, product manual.

Mounting Interface



Max Mounting Pattern
200mm (W) x 200mm (H)

VESA	W	75mm	100mm	200mm	200mm
H	X	X	X	X	X
		75mm	100mm	100mm	200mm

Accessories

Toggle bolts (for metal stud installation)



HT2 - 2 Pack
HT4 - 4 Pack
HT6 - 6 Pack

Use when installing into metal stud.

On-wall Cable Management



WA1 - 1 Shelf
WA2 - 2 Shelves
WA3 - 3 Shelves

Component shelf and on-wall cable routing system. Hides cables inside internal channels for a clean look.

Shelving



WF1 - 1 Shelf

Single-stud mountable component shelf.

Visit crimsonav.com to see the full line of vidamounts LCD/plasma, projector and TV/monitor mounts. © 2010 Crimson AV LLC. All rights reserved.

www.crimsonav.com | ph: 866.668.6888 | fax: 847.919.3483 | support@crimsonav.com