

SLP14/T

Sleek, Low-Profile On-Wall Loudspeaker



HIGHLIGHTS

The **SLP14/T** two-way on-wall loudspeaker provides rich, detailed wide-range sound and broad, consistent coverage in a sleek, low-profile enclosure, thanks to a 4.5-inch driver complement that delivers the legendary sound that JBL is known for.

The **SLP14/T** is an ideal foundation for a range of applications: It features a 25-watt multi-tap transformer for use in 70V/100V systems, and is switchable for direct 8-ohm operation. This robust speaker boasts 50-watt power handling, delivering clean, clear sound at any volume. Installation is fast and easy using the included slide-in wall bracket; 15° down-tilted coverage allows mounting flush against a wall. An included rain cover protects the terminal compartment in outdoor applications. This elegantly finished speaker—winner of international design awards for industrial design excellence—complements any décor and is available in black or white finishes.

The stylish, great-sounding **JBL SLP14/T** is perfect for venues such as high-finish restaurants, hotels, resorts, retail stores, and any installation application calling for a discreet yet elegant look.

FEATURES

Transducers: 120 mm (4.5 in) polypropylene cone woofer and 0.79 in titanium dome tweeter

Power handling: 50W continuous pink noise, 100W continuous program

15° down-tilted coverage allows flush-to-wall mounting

Included slide-in wall bracket makes installation a breeze

Included rain cover protects terminal compartment in protected outdoor applications

Multi-tap transformer for use in 70V/100V systems

ADA-compliant at less than 4 inches deep

Available in black or white finishes

SPECIFICATIONS

SYSTEM	
Frequency Range(-10 dB) ¹ :	70 Hz - 20 kHz
Frequency Response (±3 dB) ¹ :	80 Hz - 18 kHz
Power Rating ² :	100W Continuous Program (2 hrs) 50W (200W peak) Continuous Pink Noise (2 hrs) 30W (120W peak) Continuous Pink Noise (100 hrs)
Sensitivity ³ :	85 dB (60 Hz - 20 kHz) half-space (mounted on a wall)
Nominal Coverage Angle:	140° horizontal x 120° vertical
Directivity (Q):	6.9
Directivity Index (DI):	8.4 dB
Rated Maximum SPL ⁴ :	108 dB peak (102 dB continuous, 2 hr) @ 1m
Nominal Impedance:	8Ω (at 8Ω tap setting)
Minimum Impedance:	7.1Ω at 270 Hz
Transformer Taps:	70V: 25 W, 12.5 W, 6.3 W, 3.2W 100V: 25 W, 12.5 W, 6.3 W
Insertion Loss:	<1.0 dB at any tap setting
Thru Setting:	8Ω nominal
Maximum Input Voltage:	18 V RMS (2 hrs), 36 V peak
Recommended Protective High-Pass:	70 Hz for 8Ω operation and for all tap settings, 24 dB/oct
TRANSDUCER	
Driver:	120 mm (4.5 in) woofer, polypropylene cone 25 mm (1 in) voice coil on Kapton™ voice coil former, plus 20 mm (0.79 in) titanium dome tweeter with neodymium magnet with aluminum former.
ENCLOSURE	
Enclosure Material:	Polycarbonate + ABS Fireproof, UL94V-0 flammability rated
Grille:	Zinc-plated and powder coated SPCC
Agency Ratings:	Transformer UL Recognized per UL1446. Compliant with IEC62368-1, RoHS.
Terminals:	4-pin Euroblock connector for bare wire, accepts 24 to 14 AWG gauge (0.25 to 2.5 sq. mm)
Environmental Rating:	IP44 per IEC529, water ingress protected via included terminal cover.
Colors:	Black or white
Dimensions:	286mm W x 263mm H x H100mm D (11.3 x 10.4 x 3.9 in)
Net Weight:	2.8kg (6.2 lbs)
Shipping Weight:	6.2 kg (13.7 lbs) per carton (2 speakers per carton)
Included Accessories:	Wall-mount slide-on bracket (speaker and wall sides), 4-pin Euroblock plug, protective terminal cover for outdoor use.
Colors:	Available in black or white (-WH). Paintable.

1 Half-space, 2π (on-wall) loading

2 Continuous Pink Noise rating is IEC spectrum (80 Hz - 20 kHz), with 6 dB crest factor. Continuous program power is defined as 3 dB above the Continuous Pink Noise Rating. In 8 ohm mode.

3 Half-space, 2π (on-wall) loading, average 1 kHz - 16 kHz.

4 8 ohm mode, calculated from sensitivity and power handling, exclusive of power compression.

JBL continually engages in research related to product improvement. Some materials, production methods, and design refinements are introduced into existing products without notice as a routine expression of that philosophy. For this reason, any current JBL product may differ in some respect from its published description, but will always equal or exceed the original design specifications unless otherwise stated.

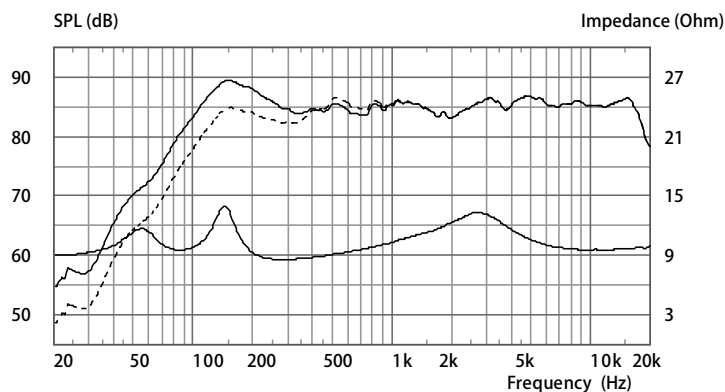
SLP14/T

Sleek, Low-Profile On-Wall Loudspeaker

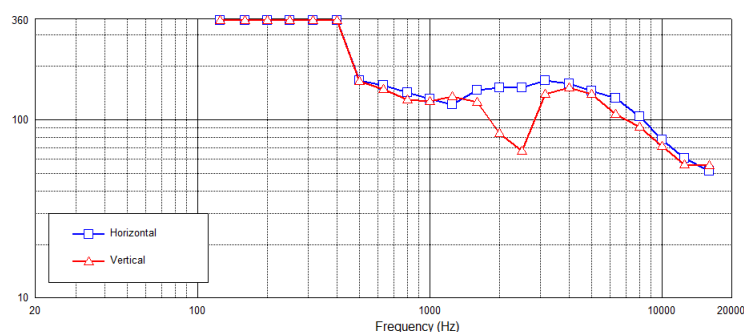


Frequency Response & Impedance:

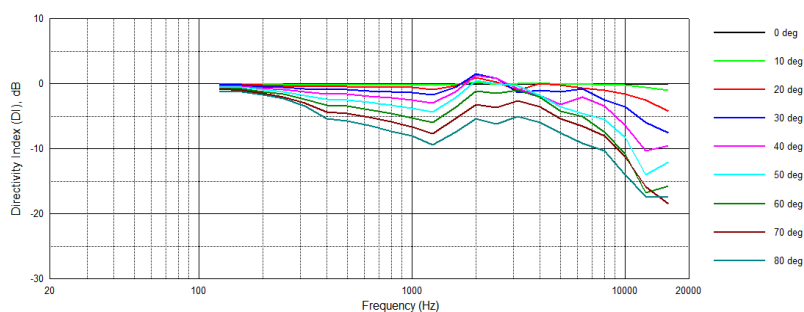
In half-space (2-pi, on wall, solid line)
and full-space (4-pi, dotted line)



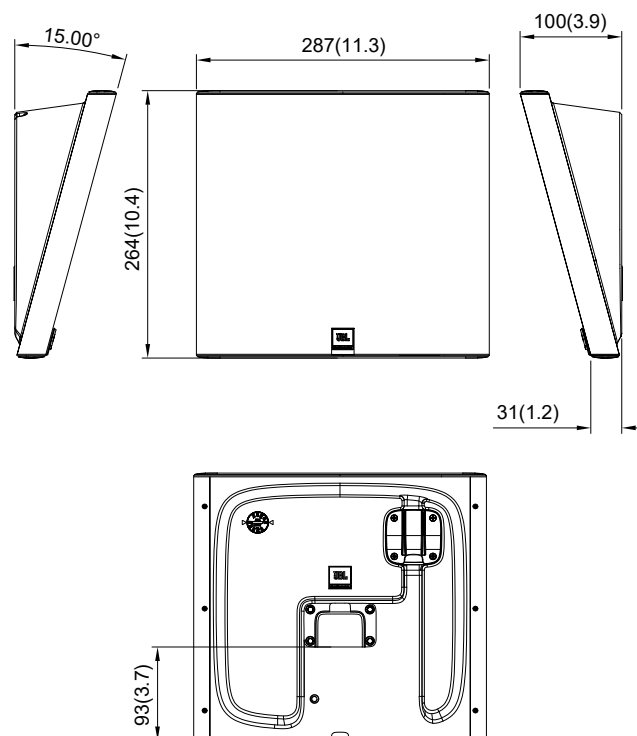
Beamwidth:



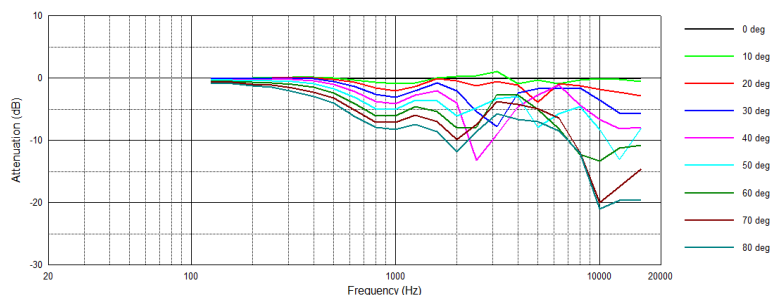
Horizontal Off-Axis:



Dimensional Drawing:



Vertical Off-Axis (up):



HARMAN Professional 8500 Balboa Blvd. Northridge, CA 91329 USA

© 2025 HARMAN International Industries, Incorporated. All rights reserved.
Features, specifications and appearance are subject to change without notice.

www.jblpro.com

SS-SLP14
3/2025