

# Swivel Arm SBC-CA-40

XX lb WLL

Swivel Arm Rotating Suspension Arm

BeamWare™



Pan & Tilt from I-Beam

Mount or rig loudspeakers from this rotating arm and get a full 360 degrees of horizontal aiming from a selected Beam Clamp. This load-rated Swivel Arm pairs with a variety of steel and wood beam clamps. It's mounting pattern mates with our AJ Adjustable Series U-Brackets. Eye Bolts are included for rigging. For rigging options, choose the size of Swivel Arm based on the selected speaker size and orientation. Vertical orientations require Swivel Arms 2-4" longer than the width of the speaker. Horizontal orientations require arms 2-4" longer than the height of the speaker.

Mounting options require that the Swivel Arm is 2-4" less than the speaker dimension.



U-Bracket  
Mounting Option



Tilt Cable Kit  
Rigging Option

## STANDARD FEATURES:

- ▶ Quick Mount & Aim, attaches to Beam Clamps
- ▶ Provides safe load-rated suspension
- ▶ Powder Coated Black

## OPTIONAL ACCESSORIES:

- ▶ AJ-1524-BT - Adjustable U-Bracket
- ▶ AJ-2336-BT - Adjustable U-Bracket
- ▶ Fixed Width U-Brackets
- ▶ TCK Series - Adjustable Tilt Cable Kit

## SPECIFICATIONS:

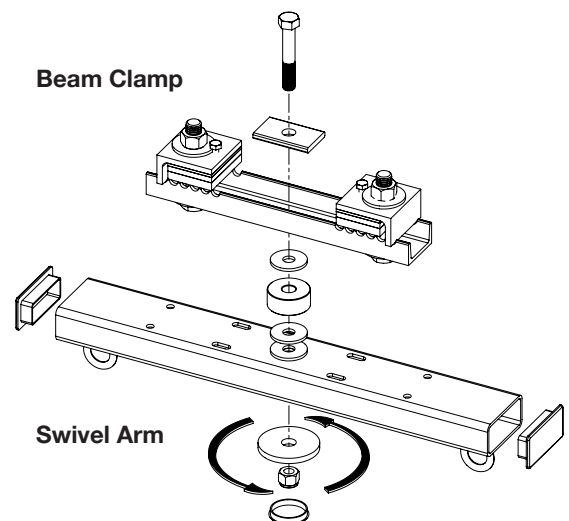
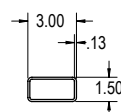
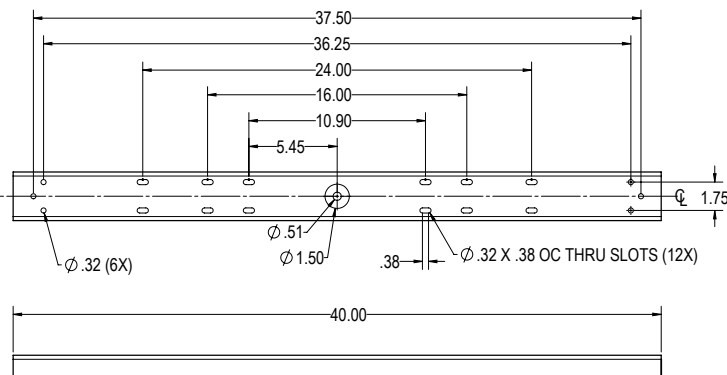
**Materials:** Structural Steel Alloy  
**Finish:** Powder Coat  
**Color:** Black  
**Pan Rotation:** 360°  
**WLL:** XXXX lb / XXXX Kg  
**Design Factor:** 7:1 Ratio

## PACKAGE CONTENTS:

**1pc:** Swivel Arm  
**2pc:** Eyebolts  
**1bag:** Hardware Kit



Rated for indoor use.



**Adaptive Technologies Group**  
1635 E. Burnett St. | Signal Hill, CA 90755 USA  
Ph: 562.424.1100 | Fax: 562.424.3520  
www.adaptivetechnologiesgroup.com



## ALWAYS INSTALL SAFETY CABLES

**WARNING:** Mounting and/or suspension of audio and video equipment requires experienced professionals. Improperly installed loudspeakers can result in property damage, personal injury and/or liability to the installing contractor.