

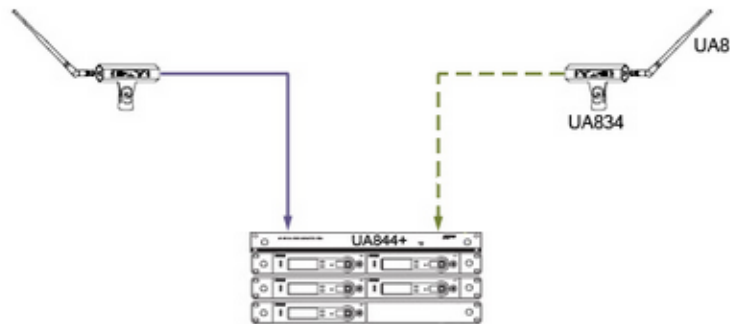
Shure QLX-D Antenna Distribution Examples

3 to 5 Channels

Quantity	Part Number	Description
5	QLX-D	Wireless System (includes all needed rack hardware)
1	UA844+SWB/LC	Five-Way Active Antenna Splitter (Use BNC antenna cables that come with the receivers)
2	UA8100	100' Antenna Cable
2	UA834WB	Active Antenna Amplifier

Note: Set the UA834WB amplifiers to +6 dB.

Note: Use the UA8 antennas that come with the receiver.



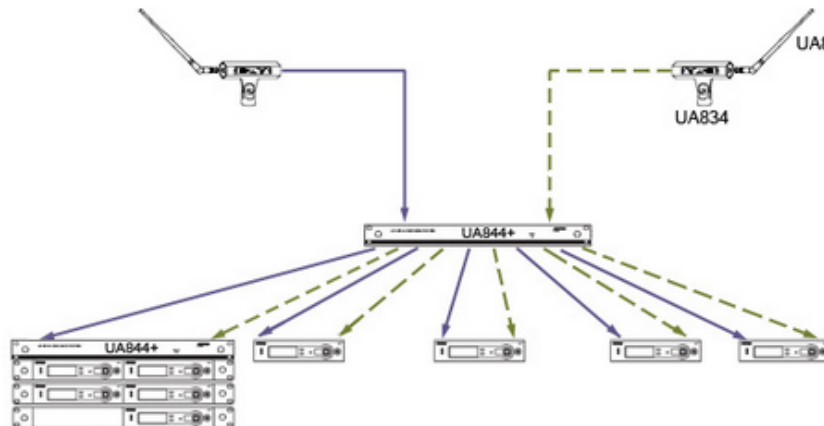
Note: The same configuration is used for 3 to 5 receivers.

6 to 9 Channels

Quantity	Part Number	Description
6	QLX-D	Wireless System (includes all needed rack hardware)
2	UA844+SWB/LC	Five-Way Active Antenna Splitter (Use BNC antenna cables that come with the receivers)
2	UA8100	100' Antenna Cable
2	UA834WB	Active Antenna Amplifier

Note: Set the UA834WB amplifiers to +6 dB.

Note: Use the UA8 antennas that come with the receiver.



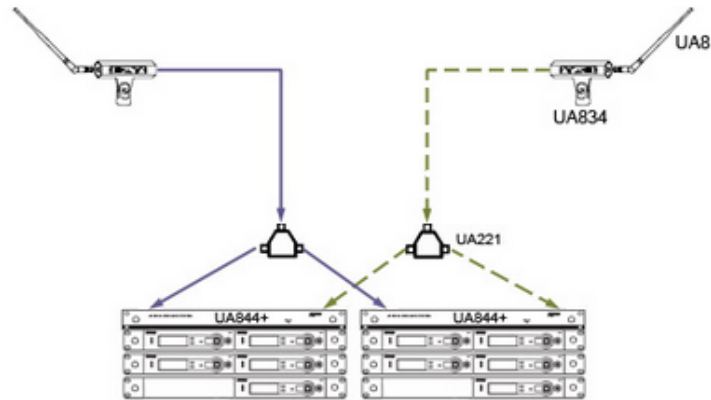
Note: The same configuration is used for 6 to 9 receivers.

10 Channels

Quantity	Part Number	Description
10	QLX-D	Wireless System (includes all needed rack hardware)
1	UA221	Passive Antenna Splitter (Includes all necessary interconnect cables)
2	UA844+SWB/LC	Five-Way Active Antenna Splitter (Use BNC antenna cables that come with the receivers)
2	UA8100	100' Antenna Cable
2	UA834WB	Active Antenna Amplifier

Note: Set the UA834WB amplifiers to +6 dB.

Note: Use the UA8 antennas that come with the receiver.

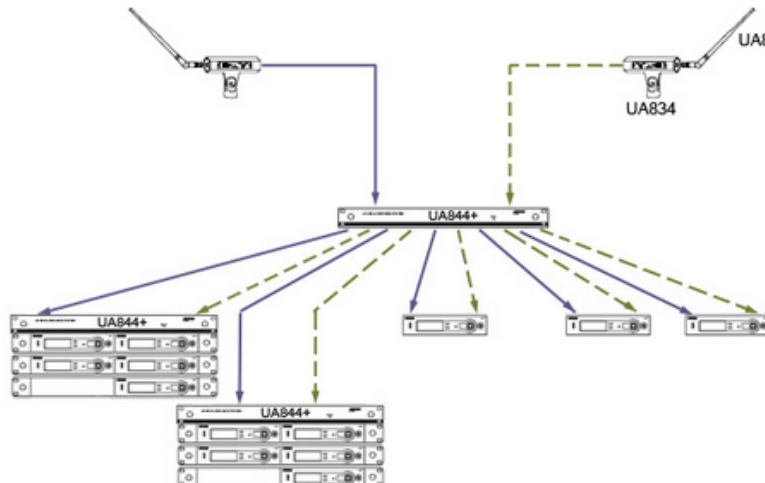


11 to 13 Channels

Quantity	Part Number	Description
12	QLX-D	Wireless System (includes all needed rack hardware)
3	UA844+SWB/LC	Five-Way Active Antenna Splitter (Use BNC antenna cables that come with the receivers)
2	UA8100	100' Antenna Cable
2	UA834WB	Active Antenna Amplifier

Note: Set the UA834WB amplifiers to +6 dB.

Note: Use the UA8 antennas that come with the receiver.

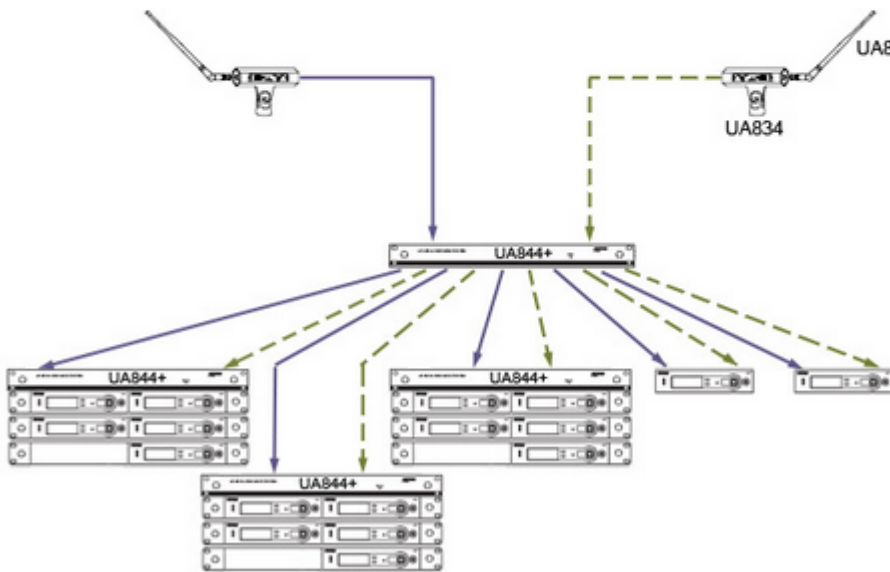


Note: The same configuration is used for 11 to 13 receivers.

Quantity	Part Number	Description
14	QLX-D	Wireless System (includes all needed rack hardware)
4	UA844+SWB/LC	Five-Way Active Antenna Splitter (Use BNC antenna cables that come with the receivers)
2	UA8100	100' Antenna Cable
2	UA834WB	Active Antenna Amplifier

Note: Set the UA834WB amplifiers to +6 dB.

Note: Use the UA8 antennas that come with the receiver.



Note: The same configuration is used for 14 to 17 receivers.

Shure QLXD Wireless and Wireless Accessories available at www.baionline.com and <https://store2.baionline.com/Search/Brand/SHU#>