

HX-7W-WP

SPEAKER SYSTEM



The HX-7W-WP is a 2-way compact speaker system that permits both constant directivity control over a wide frequency range and changes in vertical directivity. Its adopted wave front control technology is ideal for reproducing clear sound in spaces with long reverberation times or high background noise. The speaker is designed to be installed under the eaves when used outdoors.

Key features

- High power handling
- Speaker design consists of four integrated modules that can be adjusted individually to optimize the vertical dispersion angle
- Built-in isophasic wavefront control horn with compression driver ensures precise HF control and superior reproduction of HF sounds
- 0° mode facilitates the most effective line array set-up
- Easily adjustable vertical dispersion angle

Specifications

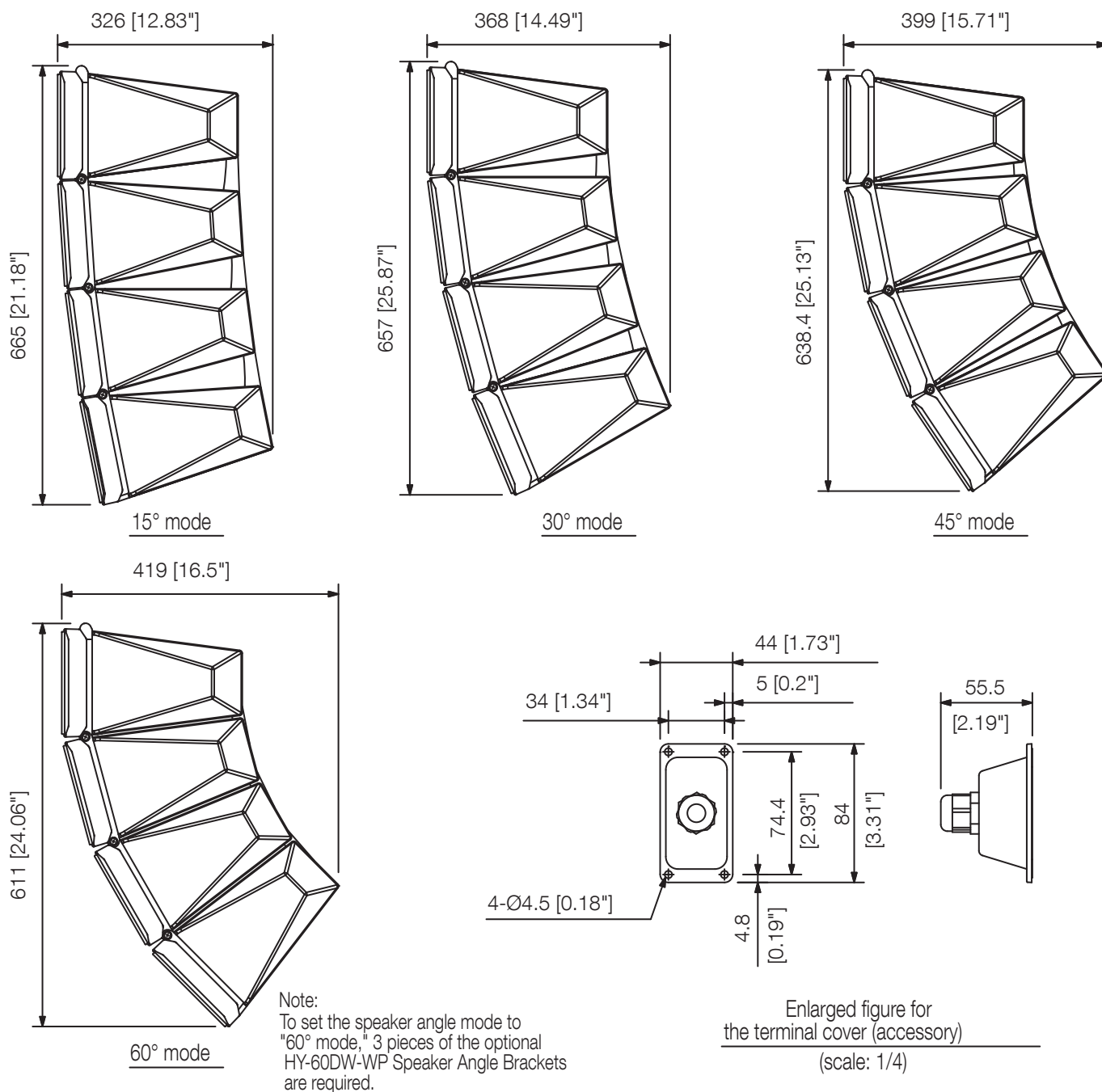
Enclosure	Sealed type
Power Handling	Continuous pink noise: 250 W (IEC60268-5: 350 W) Continuous program: 750 W
Rated Impedance	8 Ω
Sensitivity	100 dB (1 W, 1 m#)
Frequency Response	105 Hz – 20 kHz
Crossover Frequency	1.7 kHz
Directivity Angle	Horizontal: 100° Vertical : Depending on directivity angle mode
Speaker Component	Low frequency: 13 cm (5.5) cone-type x 8" High frequency: Wave front control horn with compression driver x 4
Input Terminal	30 kg (66.14 lb)
Water Protection	IPX4 (Install with every speaker module tilted downward from the horizontal.)
Installation Environment	Indoor installation, under-eave installation (*1)
Finish	Enclosure: Polypropylene, white Punched net: Surface-treated steel plate, white, rust proof coating
Dimensions	497 (W) x 664 (H) x 274 (D) mm (19.57" x 26.14" x 10.79")
Weight	30 kg (66.14 lb)
Included Accessories	Terminal cover x1, Terminal cover mounting screw x 4, Rubber packing x 1

(*1) Avoid installing the speaker in locations close to the seashore or in indoor swimming facilities that are not well ventilated. In such locations, the bracket may be vulnerable to corrosion, eventually allowing the speaker to fall resulting in personal injury.

(*2) When mounting the MT-200 Matching Transformer to the speaker, an optional HY-MT7 Matching Transformer Adapter is required

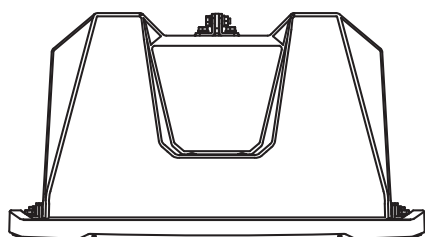
Dimensions

Example for directivity angle modes

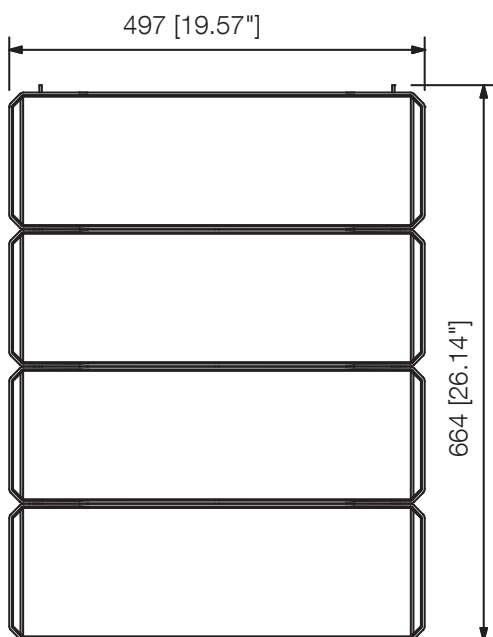


Dimensions

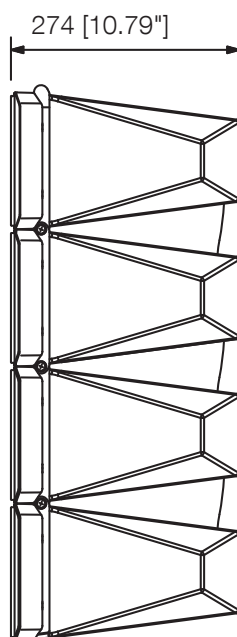
(Factory-preset: 0° mode)




Top View



Front View



Side View

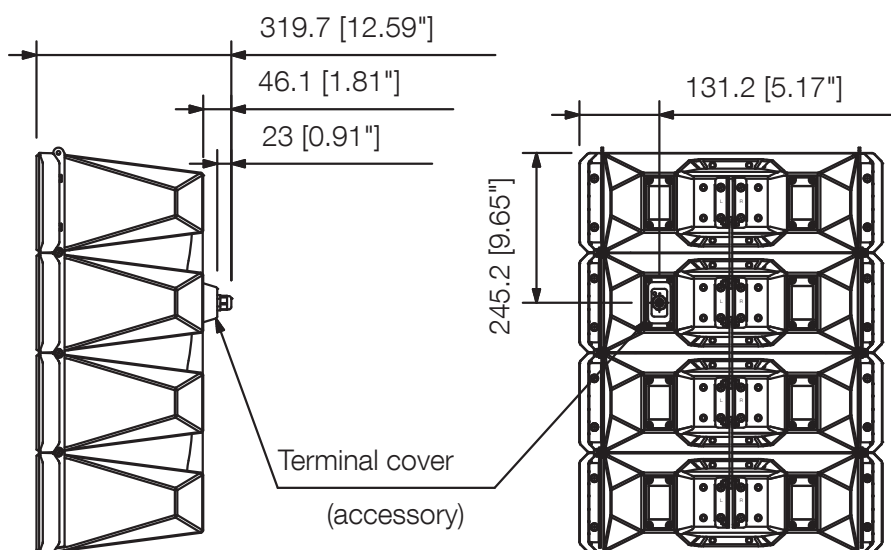


Rear View

UNIT:mm SCALE:1/10

Terminal cover installation view

(scale: 1/15)



UNIT:mm SCALE:1/10

A&E specifications

The speaker shall be a sealed-type line array speaker system consisting of 4 individual boxes or “cells” made of polypropylene resin, each measuring 497 mm W × 166 mm H × 274 mm D (19.57” W × 6.5” H × 10.79” D). Each cell shall contain two 5.5” low-frequency cone speakers, symmetrically positioned on either side of the front baffle, and flanked by bass reflex-style form elements at the outer edges. A multi-slotted, high-frequency waveguide manifold shall be located between the low-frequency drivers and be rear-loaded with a 1” high-frequency compression driver. A rust-proof surface-treated steel punched grille shall be mounted to the front baffle of each cell and shall be removable if necessary.

The four cells shall be vertically arranged and mechanically and electronically integrated to operate as a single unit. Mechanical integration shall be accomplished using metal pivot joints between cells and an adjustable, multi-segment steel spine running along the back. The vertical angle between each cell shall be adjustable in 15-degree increments to achieve a total vertical coverage angle between 0 and 45 degrees. An optional extender bracket shall allow vertical angle expansion up to 60 degrees. The horizontal coverage angle shall be fixed at 100 degrees. The system shall be capable of delivering true line-array projection and consistent front-to-back room coverage.

The speaker shall incorporate an internal crossover network dividing the input signal at 1.7 kHz between low-frequency and high-frequency drivers. Electrical connection shall be made via M4 screw terminals located on the rear panel of the middle cell, and the speaker shall have a rated impedance of 8 ohms. The speaker shall produce a sound pressure level of 100 dB with 1 W input measured at 1 m and shall be capable of handling up to 750 W continuous program power.

The frequency response shall be 105 Hz to 20 kHz. The overall dimensions shall be 497 mm W × 664 mm H × 274 mm D (19.57” W × 26.14” H × 10.79” D), and the unit weight shall be 30 kg (66 lbs). The speaker shall provide dust and water protection rated at IPX4 and shall include a rubber-sealed terminal cover and port plugs to prevent water ingress. The speaker shall be finished in a weather-resistant coating and available in black or white. The product shall be identified as the HX-7B-WP (Black) or HX-7W-WP (White).

There shall be several hardware and mounting options for this speaker system:

- HY-CN7B-WP / HY-CN7W-WP: Weather-proof connection brackets for vertically linking additional HX-7 units.
- HY-60DB-WP / HY-60DW-WP: Weather-proof angle adjustment brackets to increase vertical angle to 60°.
- HY-TM7B-WP / HY-TM7W-WP: Weather-proof top-mount rigging brackets with 3-point T-bar for flying or supporting mounting hardware.
- HY-MS7B-WP / HY-MS7W-WP: Weather-proof L-brackets for fixed wall-mounting.
- MT-200: 70V transformer kit with 30W, 60W, 100W, and 200W taps.
- HY-MT7: Transformer mounting bracket for secure installation of MT-200 to the speaker.